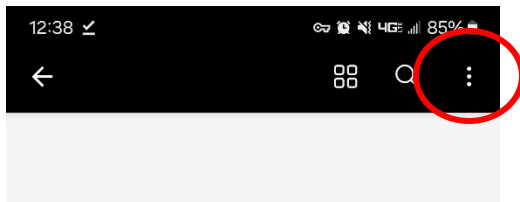


How to save a PDF on your Android Phone:

1. Open the file you want to save and click the menu button at the top right:



FUNDAMENTAL LABOR STRATEGISTS, INC.

Sample FLS Timesheet

Please write neatly and legibly

John Smith

ABC Trucking Company Name: **ST1000**

Fax and email addresses

DATE	TIME	LOCATION	DESCRIPTION	START	STOP	REMARKS
M						
T						
W	8:15	28242	7800	7:00AM	4:00	NOT
T	8:15	28242	7800	7:00AM	4:00	NOT
F						
S						
S						

Initiated by customer

DATE	TIME	LOCATION	DESCRIPTION	START	STOP	REMARKS
8/3	Start			5:30 AM	8:00 AM	Pay try
				8:00 AM	8:00 AM	1 hour delay due to an accident
8/4	Start	VA		12:30 AM	1:00 PM	Delivery
8/4	Start	ABC Trucking		5:45 PM	6:00 PM	Delivery and payments
8/4	Start			7:00 PM	7:00 PM	Pay try
8/4	Start	ABC Trucking		7:00 PM	8:00 PM	Delivery
8/4	Start	ABC Trucking		2:45 PM	3:00 PM	Pay try and payments

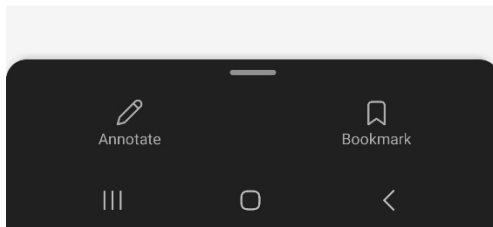
Include as much information as possible

Notes to Payroll Department: 1 hour delay on 8/3 due to accident on I-95 in VA. Please note this delay!

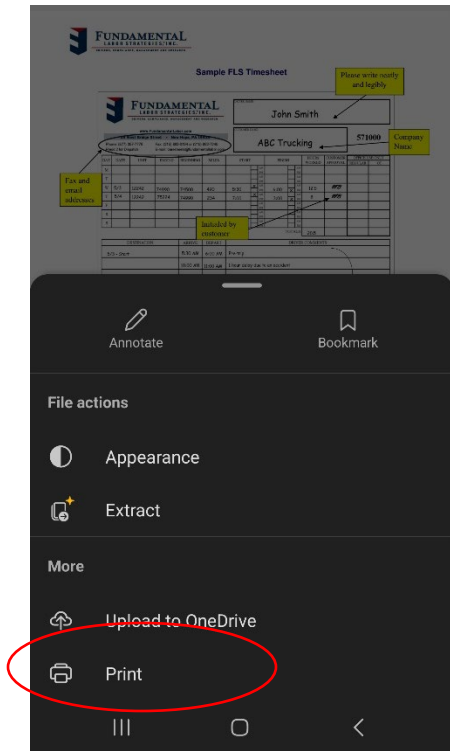
Do not write in this area

Do not write in this area

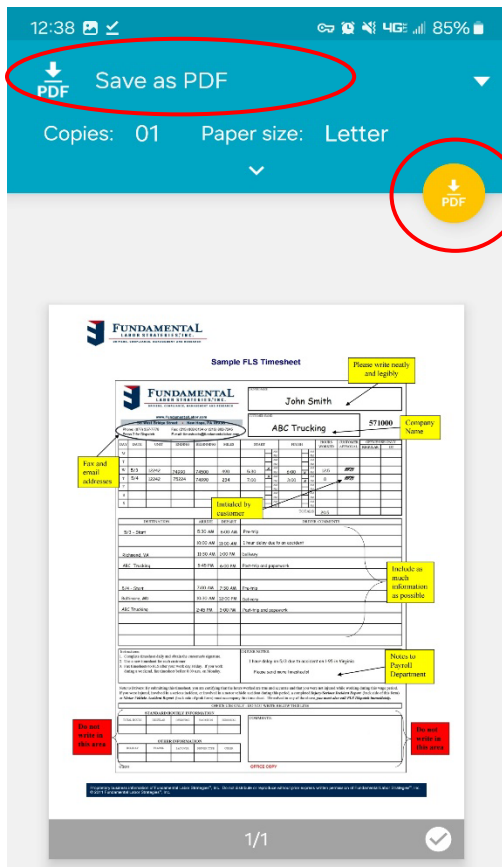
OFFICE COPY



2. The following menu will pop up, select Print



3. From the top drop down, make sure Save as PDF is selected, then click the PDF button.



4. Select the folder you want to save it to, then click Save at the bottom.

